

**Iteration 0
shift proposal
Hastings ratio = 15450 / 15450 = 1**

- Next Iteration
- Skip 10
- Skip 100
- Skip 1000
- Skip 10,000
- Skip 100,000
- Next Birth
- Next Death
- Next Shift
- Exit Debugger

Reject Accept

Up

Left Right

Down

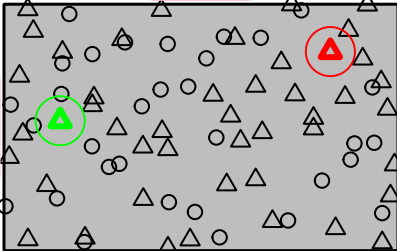
Zoom In

Zoom Out

At Proposal

Reset

Dump to file Print Info



Iteration 0
shift proposal
Hastings ratio = 15450 / 15450 = 1

- Next Iteration
- Skip 10
- Skip 100
- Skip 1000
- Skip 10,000
- Skip 100,000
- Next Birth
- Next Death
- Next Shift
- Exit Debugger

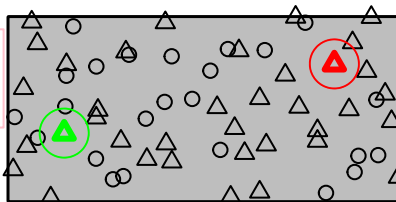
Reject

Accept

Up

Zoom In

Left



Zoom Out

Right

At Proposal

Down

Reset

Dump to file

Print Info

**Iteration 0
shift proposal
Hastings ratio = 15450 / 15450 = 1**

- Next Iteration
- Skip 10
- Skip 100
- Skip 1000
- Skip 10,000
- Skip 100,000
- Next Birth
- Next Death
- Next Shift
- Exit Debugger

Reject Accept

Up

Zoom In

Zoom Out

Left Right

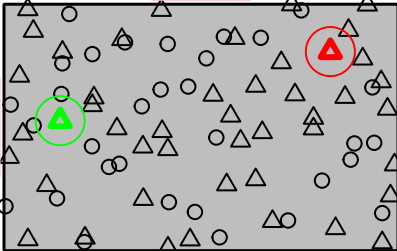
At Proposal

Down

Reset

Dump to file

Print Info

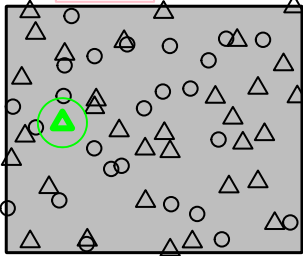


Iteration 0
shift proposal
Hastings ratio = 15450 / 15450 = 1

- Next Iteration
- Skip 10
- Skip 100
- Skip 1000
- Skip 10,000
- Skip 100,000
- Next Birth
- Next Death
- Next Shift
- Exit Debugger

Reject Accept

Up

Left  Right

Down

Zoom In

Zoom Out

At Proposal

Reset

Dump to file Print Info

**Iteration 0
shift proposal
Hastings ratio = 15450 / 15450 = 1**

- Next Iteration
- Skip 10
- Skip 100
- Skip 1000
- Skip 10,000
- Skip 100,000
- Next Birth
- Next Death
- Next Shift
- Exit Debugger

Reject Accept

Up

Zoom In

Zoom Out

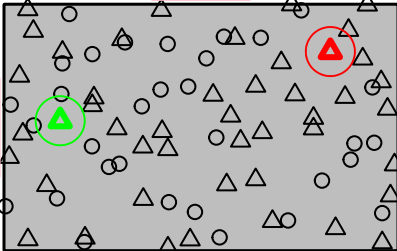
Left Right

At Proposal

Down

Reset

Dump to file Print Info



Iteration 0
shift proposal
Hastings ratio = 15450 / 15450 = 1

- Next Iteration
- Skip 10
- Skip 100
- Skip 1000
- Skip 10,000
- Skip 100,000
- Next Birth
- Next Death
- Next Shift
- Exit Debugger

Reject

Accept

Up

Zoom In

Zoom Out

Left

Right

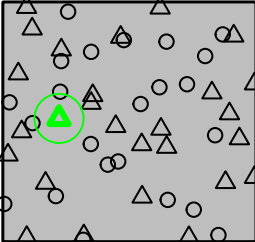
At Proposal

Down

Reset

Dump to file

Print Info



**Iteration 0
shift proposal
Hastings ratio = 15450 / 15450 = 1**

- Next Iteration
- Skip 10
- Skip 100
- Skip 1000
- Skip 10,000
- Skip 100,000
- Next Birth
- Next Death
- Next Shift
- Exit Debugger

Reject Accept

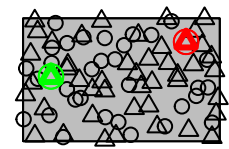
Up Zoom In

Left Zoom Out

Right At Proposal

Down Reset

Dump to file Print Info



The central visualization shows a rectangular area filled with a dense collection of small black geometric shapes, including circles and triangles. A single green circle is located on the left side of the area, and a single red circle is located on the right side. The entire visualization is enclosed in a solid black border, which is itself surrounded by a larger, dotted red border. Navigation and control buttons are arranged around this central area.

Iteration 0
shift proposal
Hastings ratio = 15450 / 15450 = 1

- Next Iteration
- Skip 10
- Skip 100
- Skip 1000
- Skip 10,000
- Skip 100,000
- Next Birth
- Next Death
- Next Shift
- Exit Debugger

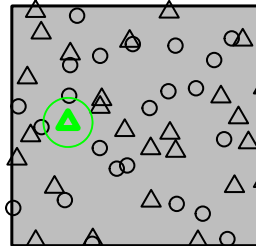
Reject

Accept

Up

Zoom In

Left



Zoom Out

At Proposal

Right

Down

Reset

Dump to file

Print Info

**Iteration 0
shift proposal
Hastings ratio = 15450 / 15450 = 1**

- Next Iteration
- Skip 10
- Skip 100
- Skip 1000
- Skip 10,000
- Skip 100,000
- Next Birth
- Next Death
- Next Shift
- Exit Debugger

Reject Accept

Up

Zoom In

Zoom Out

Left Right


At Proposal

Down

Reset

Dump to file

Print Info



**Iteration 0
shift proposal
Hastings ratio = 15450 / 15450 = 1**

- Next Iteration
- Skip 10
- Skip 100
- Skip 1000
- Skip 10,000
- Skip 100,000
- Next Birth
- Next Death
- Next Shift
- Exit Debugger

Reject Accept

Up

Zoom In

Zoom Out

Left Right

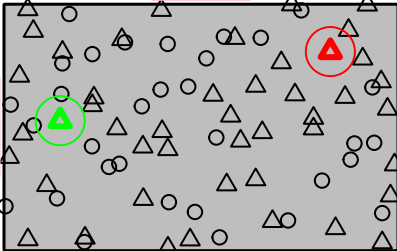
At Proposal

Down

Reset

Dump to file

Print Info



**Iteration 0
shift proposal
Hastings ratio = 15450 / 15450 = 1**

- Next Iteration
- Skip 10
- Skip 100
- Skip 1000
- Skip 10,000
- Skip 100,000
- Next Birth
- Next Death
- Next Shift
- Exit Debugger

Reject

Accept

Up

Zoom In

Zoom Out

Left

Right

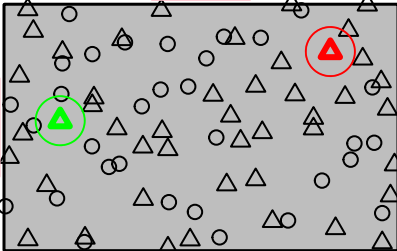
At Proposal

Down

Reset

Dump to file

Print Info



**Iteration 0
shift proposal
Hastings ratio = 15450 / 15450 = 1**

- Next Iteration
- Skip 10
- Skip 100
- Skip 1000
- Skip 10,000
- Skip 100,000
- Next Birth
- Next Death
- Next Shift
- Exit Debugger

Reject

Accept

Up

Zoom In

Zoom Out

At Proposal

Reset

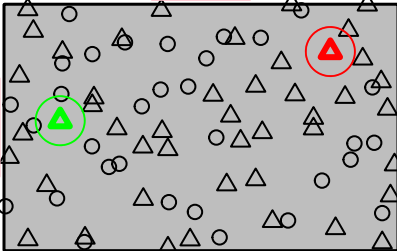
Left

Right

Down

Dump to file

Print Info






**Iteration 1
shift proposal
Hastings ratio = $6569 / 13980 = 0.47$**

- Next Iteration
- Skip 10
- Skip 100
- Skip 1000
- Skip 10,000
- Skip 100,000
- Next Birth
- Next Death
- Next Shift
- Exit Debugger

The central visualization shows a rectangular area filled with a grey background and scattered particles. The particles are represented by small circles and triangles, some in black and some in red. A red circle highlights a specific particle in the center. A green circle highlights another particle at the bottom center. The visualization is surrounded by several control buttons:

- Reject** (pink button, top left)
- Accept** (black button, top right)
- Up** (pink button, top center)
- Down** (pink button, bottom center)
- Left** (pink button, left side)
- Right** (pink button, right side)
- Zoom In** (pink button, right side, top)
- Zoom Out** (pink button, right side, middle)
- At Proposal** (pink button, right side, bottom)
- Reset** (pink button, right side, bottom)
- Dump to file** (pink button, bottom left)
- Print Info** (pink button, bottom right)

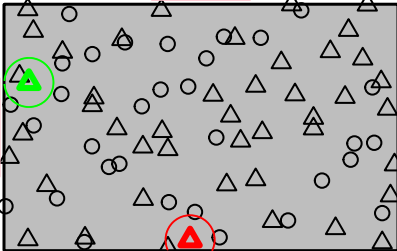


Iteration 2
shift proposal
Hastings ratio = 7260 / 7260 = 1

- Next Iteration
- Skip 10
- Skip 100
- Skip 1000
- Skip 10,000
- Skip 100,000
- Next Birth
- Next Death
- Next Shift
- Exit Debugger

Reject Accept

Up

Left  Right

Zoom In

Zoom Out

At Proposal

Down

Reset

Dump to file Print Info



Iteration 4
death proposal
Hastings ratio = $8.556 / 15450 = 0.0005538$

- Next Iteration
- Skip 10
- Skip 100
- Skip 1000
- Skip 10,000
- Skip 100,000
- Next Birth
- Next Death
- Next Shift
- Exit Debugger

Reject

Accept

Up

Zoom In

Zoom Out

Left

Right

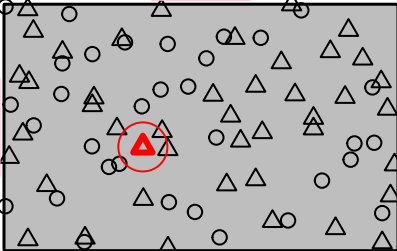
At Proposal


Down

Reset

Dump to file

Print Info





**Iteration 14
shift proposal
Hastings ratio = $3412 / 6569 = 0.5194$**

- Next Iteration
- Skip 10
- Skip 100
- Skip 1000
- Skip 10,000
- Skip 100,000
- Next Birth
- Next Death
- Next Shift
- Exit Debugger

Reject

Accept

Up

Zoom In

Zoom Out

Left

Right

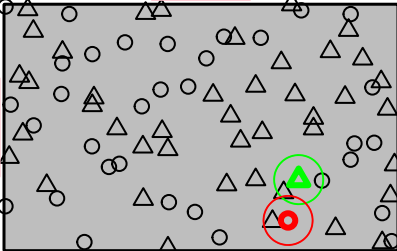
At Proposal

Down

Reset

Dump to file

Print Info





Iteration 114
death proposal
Hastings ratio = $8.667 / 6569 = 0.001319$

- Next Iteration
- Skip 10
- Skip 100
- Skip 1000
- Skip 10,000
- Skip 100,000
- Next Birth
- Next Death
- Next Shift
- Exit Debugger

Reject

Accept

Up

Zoom In

Zoom Out

Left

Right

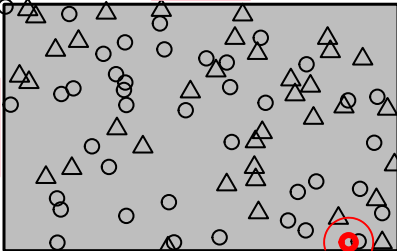
At Proposal


Down

Reset

Dump to file

Print Info





Iteration 1114
shift proposal
Hastings ratio = 6569 / 3088 = 2.128

- Next Iteration
- Skip 10
- Skip 100
- Skip 1000
- Skip 10,000
- Skip 100,000
- Next Birth
- Next Death
- Next Shift
- Exit Debugger

Reject Accept

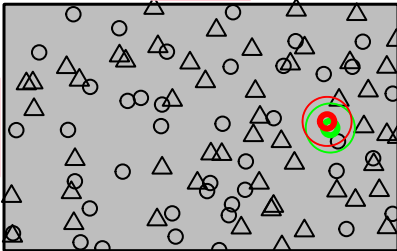
Up Zoom In

Left Zoom Out

Right At Proposal

Down Reset

Dump to file Print Info





Iteration 11114
shift proposal
Hastings ratio = $753.8 / 3088 = 0.2441$

- Next Iteration
- Skip 10
- Skip 100
- Skip 1000
- Skip 10,000
- Skip 100,000
- Next Birth
- Next Death
- Next Shift
- Exit Debugger

Reject

Accept

Up

Zoom In

Zoom Out

At Proposal

Reset

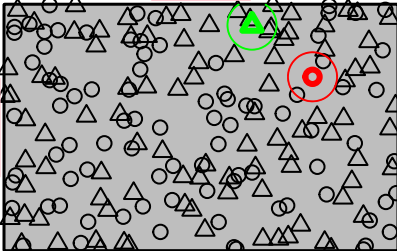
Left


Right

Down

Dump to file

Print Info






Iteration 111114
shift proposal
Hastings ratio = $320.6 / 682.1 = 0.47$

- Next Iteration
- Skip 10
- Skip 100
- Skip 1000
- Skip 10,000
- Skip 100,000
- Next Birth
- Next Death
- Next Shift
- Exit Debugger

Reject Accept

Up

Left  Right

Down

Dump to file Print Info

Zoom In

Zoom Out

At Proposal

Reset

