

**Iteration 0
shift proposal
Hastings ratio = 15450 / 15450 = 1**

- Next Iteration
- Skip 10
- Skip 100
- Skip 1000
- Skip 10,000
- Skip 100,000
- Next Birth
- Next Death
- Next Shift
- Exit Debugger

Reject Accept

Up

Zoom In

Zoom Out

Left Right

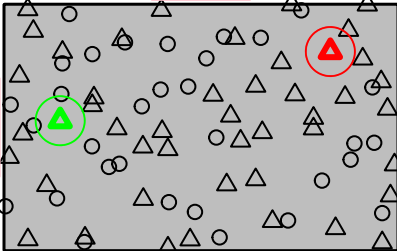
At Proposal

Down

Reset

Dump to file

Print Info



Iteration 0
shift proposal
Hastings ratio = 15450 / 15450 = 1

- Next Iteration
- Skip 10
- Skip 100
- Skip 1000
- Skip 10,000
- Skip 100,000
- Next Birth
- Next Death
- Next Shift
- Exit Debugger

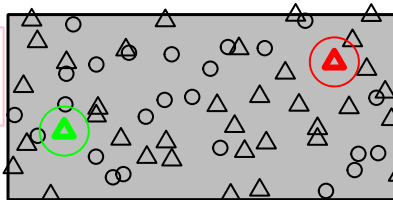
Reject

Accept

Up

Zoom In

Left



Zoom Out

Right

At Proposal

Down

Reset

Dump to file

Print Info

**Iteration 0
shift proposal
Hastings ratio = 15450 / 15450 = 1**

- Next Iteration
- Skip 10
- Skip 100
- Skip 1000
- Skip 10,000
- Skip 100,000
- Next Birth
- Next Death
- Next Shift
- Exit Debugger

Reject Accept

Up

Zoom In

Zoom Out

Left Right

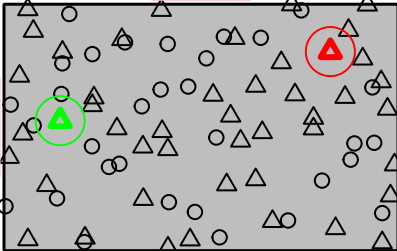
At Proposal

Down

Reset

Dump to file

Print Info



Iteration 0
shift proposal
Hastings ratio = 15450 / 15450 = 1

- Next Iteration
- Skip 10
- Skip 100
- Skip 1000
- Skip 10,000
- Skip 100,000
- Next Birth
- Next Death
- Next Shift
- Exit Debugger

Reject

Accept

Up

Zoom In

Zoom Out

Left

Right

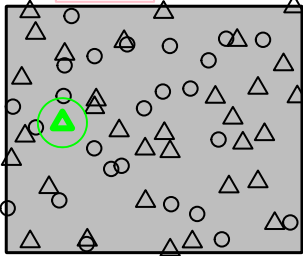
At Proposal

Down

Reset

Dump to file

Print Info



**Iteration 0
shift proposal
Hastings ratio = 15450 / 15450 = 1**

- Next Iteration
- Skip 10
- Skip 100
- Skip 1000
- Skip 10,000
- Skip 100,000
- Next Birth
- Next Death
- Next Shift
- Exit Debugger

Reject Accept

Up

Zoom In

Zoom Out

Left Right

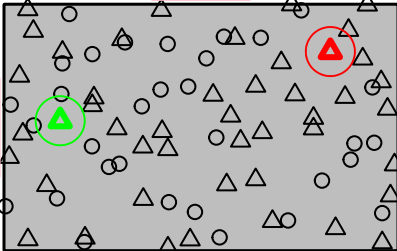
At Proposal

Down

Reset

Dump to file

Print Info



Iteration 0
shift proposal
Hastings ratio = 15450 / 15450 = 1

- Next Iteration
- Skip 10
- Skip 100
- Skip 1000
- Skip 10,000
- Skip 100,000
- Next Birth
- Next Death
- Next Shift
- Exit Debugger

Reject

Accept

Up

Zoom In

Zoom Out

Left

Right

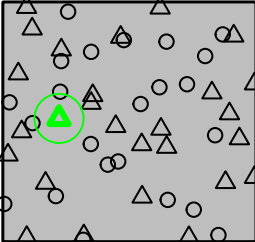
At Proposal

Down

Reset

Dump to file

Print Info



**Iteration 0
shift proposal
Hastings ratio = 15450 / 15450 = 1**

- Next Iteration
- Skip 10
- Skip 100
- Skip 1000
- Skip 10,000
- Skip 100,000
- Next Birth
- Next Death
- Next Shift
- Exit Debugger

Reject Accept

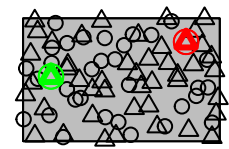
Up Zoom In

Left Zoom Out

Right At Proposal

Down Reset

Dump to file Print Info



The central visualization shows a rectangular area filled with a dense collection of small black geometric shapes, including circles and triangles. A single green circle is located on the left side of the area, and a single red circle is located on the right side. The entire visualization is enclosed in a solid black border, which is itself surrounded by a larger, dotted red border. Navigation and control buttons are arranged around this central area.

Iteration 0
shift proposal
Hastings ratio = 15450 / 15450 = 1

- Next Iteration
- Skip 10
- Skip 100
- Skip 1000
- Skip 10,000
- Skip 100,000
- Next Birth
- Next Death
- Next Shift
- Exit Debugger

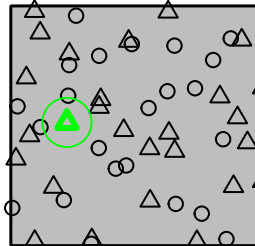
Reject

Accept

Up

Zoom In

Left



Zoom Out

Right

At Proposal

Down

Reset

Dump to file

Print Info

**Iteration 0
shift proposal
Hastings ratio = 15450 / 15450 = 1**

- Next Iteration
- Skip 10
- Skip 100
- Skip 1000
- Skip 10,000
- Skip 100,000
- Next Birth
- Next Death
- Next Shift
- Exit Debugger

Reject Accept

Up

Zoom In

Zoom Out


Left Right

At Proposal

Down

Reset

Dump to file Print Info



**Iteration 0
shift proposal
Hastings ratio = 15450 / 15450 = 1**

- Next Iteration
- Skip 10
- Skip 100
- Skip 1000
- Skip 10,000
- Skip 100,000
- Next Birth
- Next Death
- Next Shift
- Exit Debugger

Reject Accept

Up

Zoom In

Zoom Out

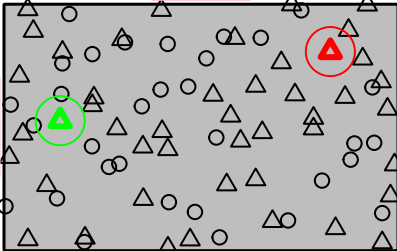
Left Right

At Proposal

Down

Reset

Dump to file Print Info



**Iteration 0
shift proposal
Hastings ratio = 15450 / 15450 = 1**

- Next Iteration
- Skip 10
- Skip 100
- Skip 1000
- Skip 10,000
- Skip 100,000
- Next Birth
- Next Death
- Next Shift
- Exit Debugger

Reject

Accept

Up

Zoom In

Zoom Out

At Proposal

Reset

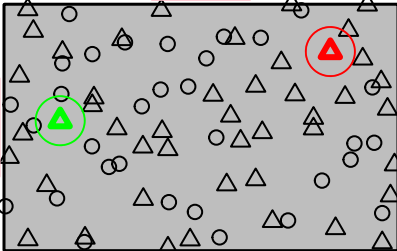
Left

Right

Down

Dump to file

Print Info



**Iteration 0
shift proposal
Hastings ratio = 15450 / 15450 = 1**

- Next Iteration
- Skip 10
- Skip 100
- Skip 1000
- Skip 10,000
- Skip 100,000
- Next Birth
- Next Death
- Next Shift
- Exit Debugger

Reject

Accept

Up

Zoom In

Zoom Out

At Proposal

Reset

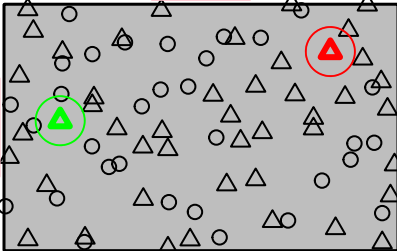
Left

Right

Down

Dump to file

Print Info






**Iteration 1
shift proposal
Hastings ratio = $6569 / 13980 = 0.47$**

- Next Iteration
- Skip 10
- Skip 100
- Skip 1000
- Skip 10,000
- Skip 100,000
- Next Birth
- Next Death
- Next Shift
- Exit Debugger

The central visualization is a rectangular plot containing a dense collection of points. The points are represented by small circles and triangles, some in black, some in red, and some in green. A red circle highlights a specific point in the upper-middle section of the plot. A green circle highlights a specific point in the lower-middle section of the plot. The plot is surrounded by several control buttons:

- Reject**: A pink button located above the plot.
- Accept**: A white button with a black border located to the right of the plot.
- Up**: A pink button located above the plot.
- Down**: A pink button located below the plot.
- Left**: A pink button located to the left of the plot.
- Right**: A pink button located to the right of the plot.
- Zoom In**: A pink button located to the right of the plot.
- Zoom Out**: A pink button located to the right of the plot.
- At Proposal**: A pink button located to the right of the plot.
- Reset**: A pink button located to the right of the plot.
- Dump to file**: A pink button located below the plot.
- Print Info**: A pink button located below the plot.

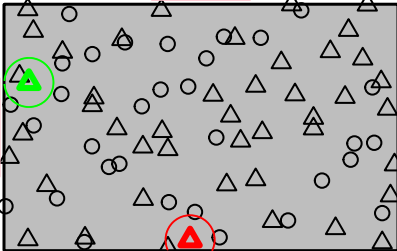


Iteration 2
shift proposal
Hastings ratio = 7260 / 7260 = 1

- Next Iteration
- Skip 10
- Skip 100
- Skip 1000
- Skip 10,000
- Skip 100,000
- Next Birth
- Next Death
- Next Shift
- Exit Debugger

Reject Accept

Up

Left  Right

Zoom In

Zoom Out

At Proposal

Down

Reset

Dump to file Print Info



Iteration 4
death proposal
Hastings ratio = $8.556 / 15450 = 0.0005538$

- Next Iteration
- Skip 10
- Skip 100
- Skip 1000
- Skip 10,000
- Skip 100,000
- Next Birth
- Next Death
- Next Shift
- Exit Debugger

Reject

Accept

Up

Zoom In

Zoom Out

Left

Right

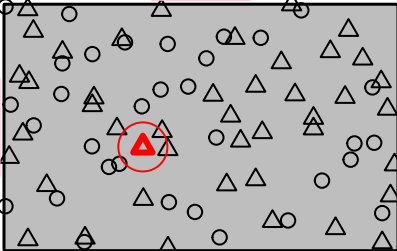
At Proposal


Down

Reset

Dump to file

Print Info





**Iteration 14
shift proposal
Hastings ratio = $3412 / 6569 = 0.5194$**

- Next Iteration
- Skip 10
- Skip 100
- Skip 1000
- Skip 10,000
- Skip 100,000
- Next Birth
- Next Death
- Next Shift
- Exit Debugger

Reject

Accept

Up

Zoom In

Zoom Out

Left

Right

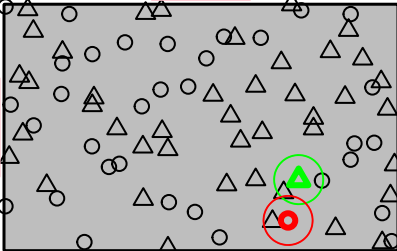
At Proposal

Down

Reset

Dump to file

Print Info





Iteration 114
death proposal
Hastings ratio = $8.667 / 6569 = 0.001319$

- Next Iteration
- Skip 10
- Skip 100
- Skip 1000
- Skip 10,000
- Skip 100,000
- Next Birth
- Next Death
- Next Shift
- Exit Debugger

Reject

Accept

Up

Zoom In

Zoom Out

Left

Right

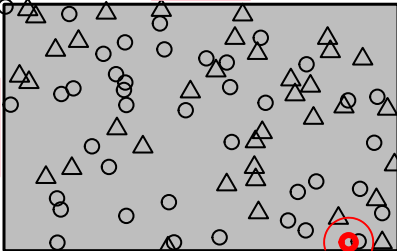
At Proposal


Down

Reset

Dump to file

Print Info





Iteration 1114
shift proposal
Hastings ratio = 6569 / 3088 = 2.128

- Next Iteration
- Skip 10
- Skip 100
- Skip 1000
- Skip 10,000
- Skip 100,000
- Next Birth
- Next Death
- Next Shift
- Exit Debugger

Reject Accept

Up

Zoom In

Zoom Out

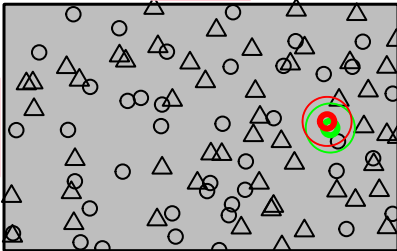
Left Right

At Proposal

Down

Reset

Dump to file Print Info





Iteration 11114
shift proposal
Hastings ratio = $753.8 / 3088 = 0.2441$

- Next Iteration
- Skip 10
- Skip 100
- Skip 1000
- Skip 10,000
- Skip 100,000
- Next Birth
- Next Death
- Next Shift
- Exit Debugger

Reject

Accept

Up

Zoom In

Zoom Out

At Proposal

Reset

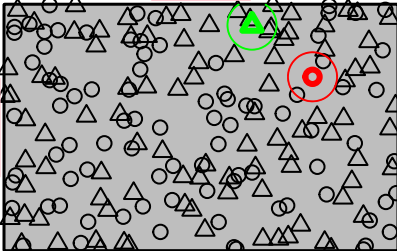
Left


Right

Down

Dump to file

Print Info






Iteration 111114
shift proposal
Hastings ratio = $320.6 / 682.1 = 0.47$

- Next Iteration
- Skip 10
- Skip 100
- Skip 1000
- Skip 10,000
- Skip 100,000
- Next Birth
- Next Death
- Next Shift
- Exit Debugger

Reject Accept

Up

Left  Right

Down

Dump to file Print Info

Zoom In

Zoom Out

At Proposal

Reset

