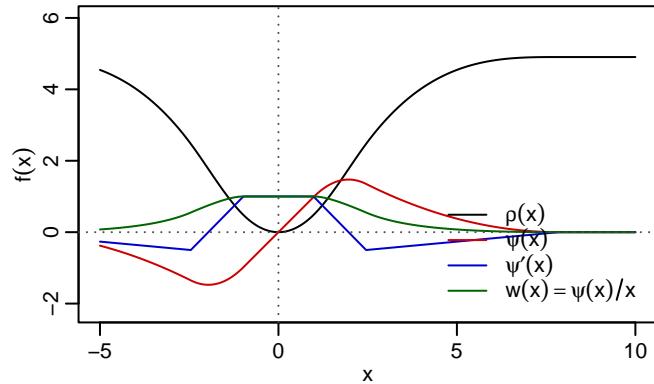
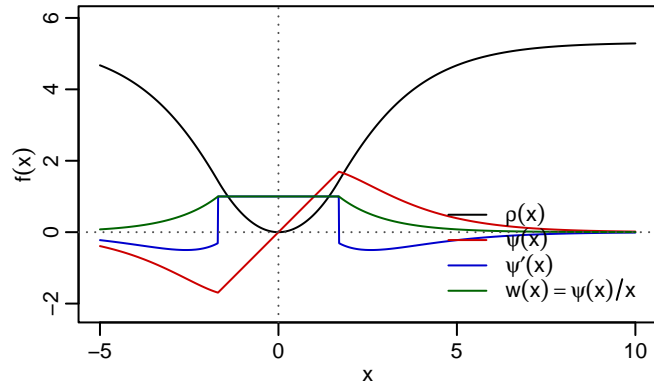


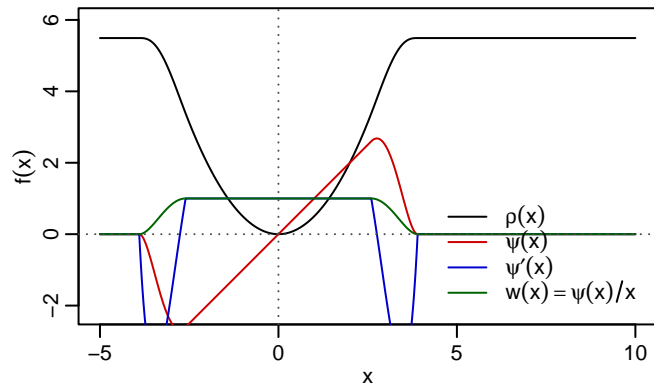
$\rho(x)$ etc, with ψ -type = LQQ(-0.5,1.5,0.95,NA)



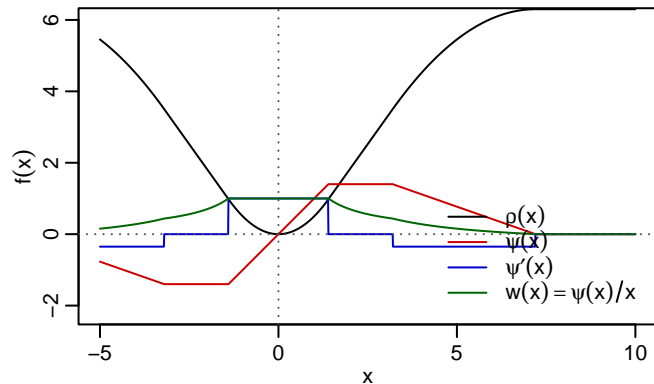
$\rho(x)$ etc, with ψ -type = GGW(-0.5,1,0.95,NA)



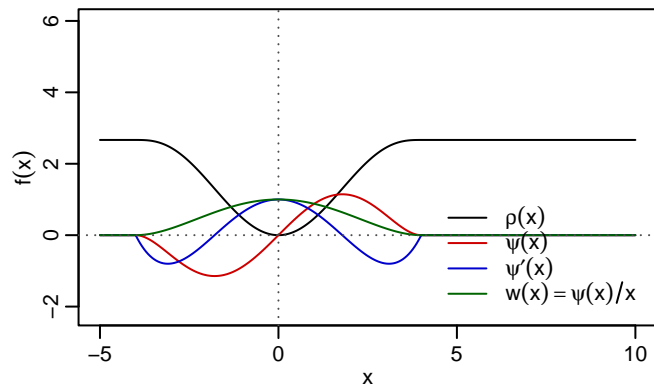
$\rho(x)$ etc, with ψ -type = optimal(1.3)



$\rho(x)$ etc, with ψ -type = Hampel(1.4,3.2,7.2)



$\rho(x)$ etc, with ψ -type = biweight(4)



$\rho(x)$ etc, with ψ -type = Welsh(1.5)

