
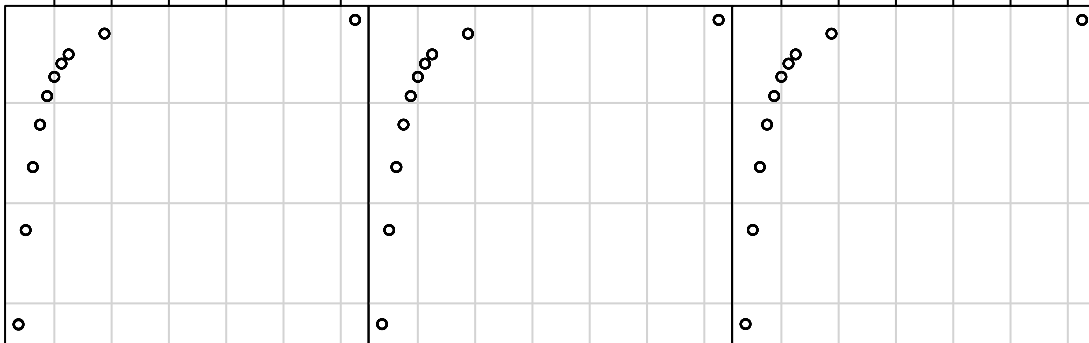


Given : lambda

1000 2000 3000 4000 5000



2 4 6 8 10 12 2 4 6 8 10 12



-2.5
-3.0
-3.5

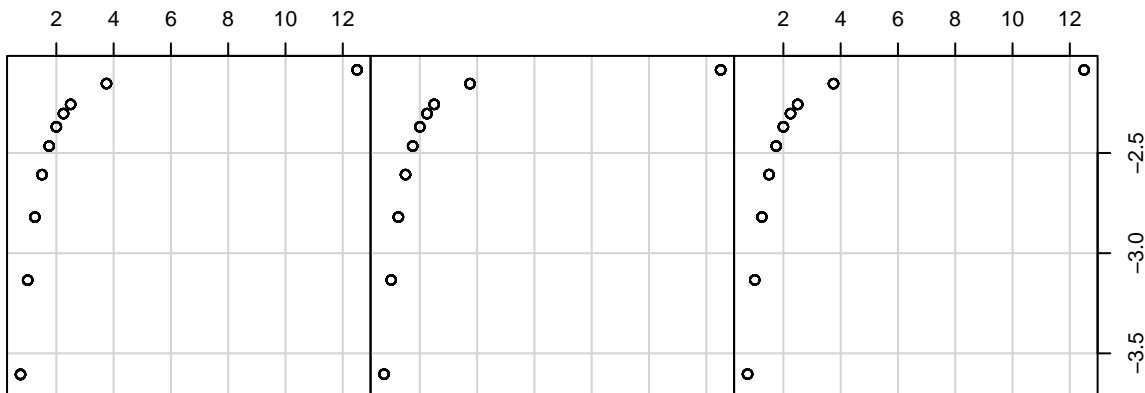
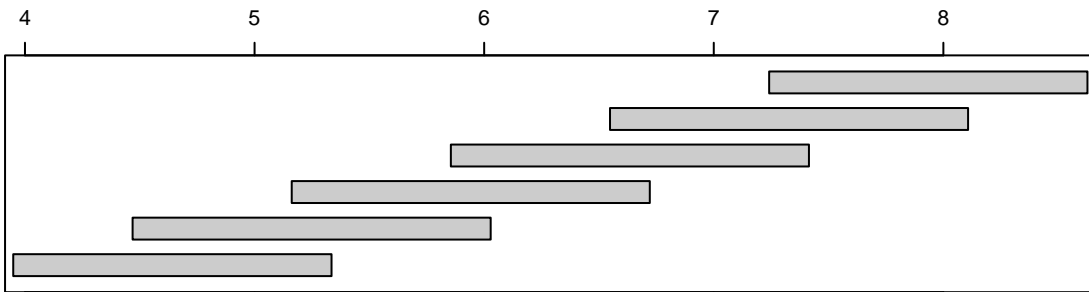
Id2

-2.5
-3.0
-3.5

2 4 6 8 10 12

CW

Given : $\log(\lambda)$



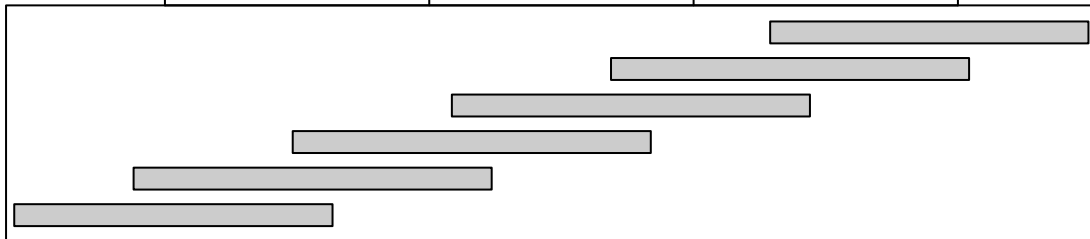
Given : $\log_{10}(\lambda)$

2.0

2.5

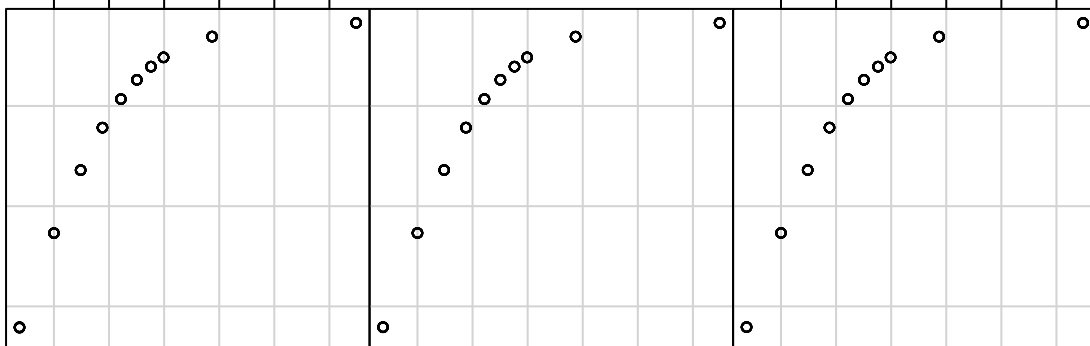
3.0

3.5



0.0 0.2 0.4 0.6 0.8 1.0

0.0 0.2 0.4 0.6 0.8 1.0



-2.5
-3.0
-3.5

Id2

-2.5
-3.0
-3.5

0.0 0.2 0.4 0.6 0.8 1.0

$\log_{10}(cw)$

