



Dissimilarity plot for the 84 data observations


cluster 1
dissimilarity : 8.867
observations : 13




cluster 2
dissimilarity : 9.655
observations : 12



cluster 3
dissimilarity : 9.699
observations : 16



cluster 4
dissimilarity : 4.185
observations : 43



0 2 4 6 8 10

average dissimilarity : 6.741